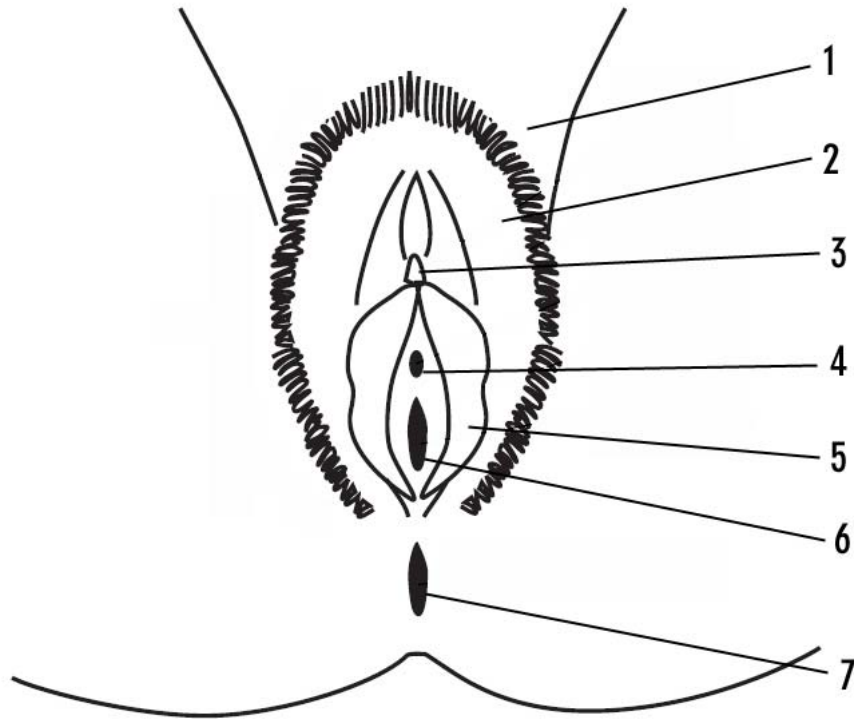


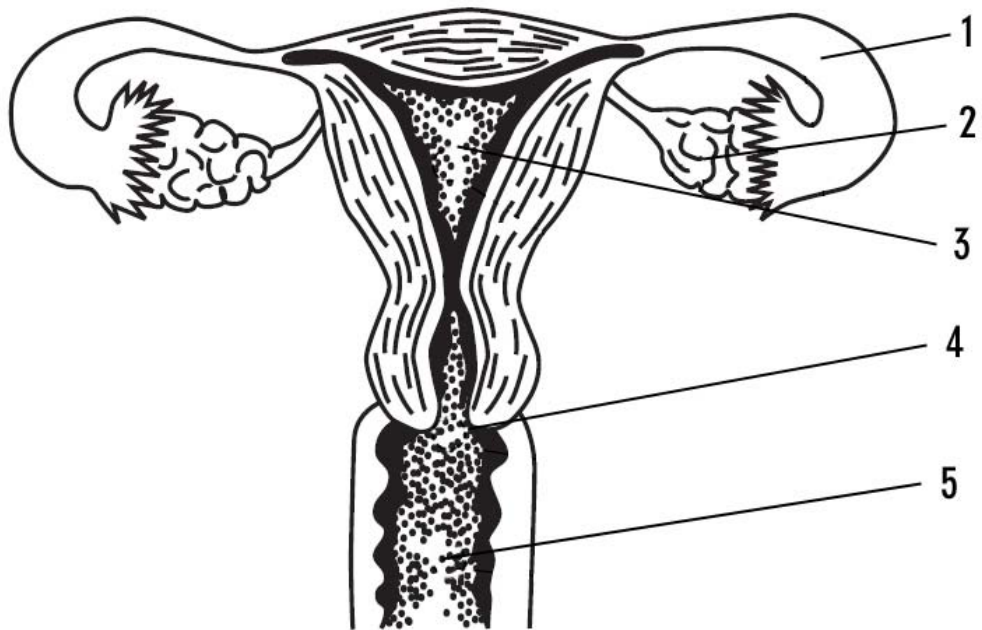
## Female Genitals



1. \_\_\_\_\_
2. \_\_\_\_\_
3. \_\_\_\_\_
4. \_\_\_\_\_
5. \_\_\_\_\_
6. \_\_\_\_\_
7. \_\_\_\_\_

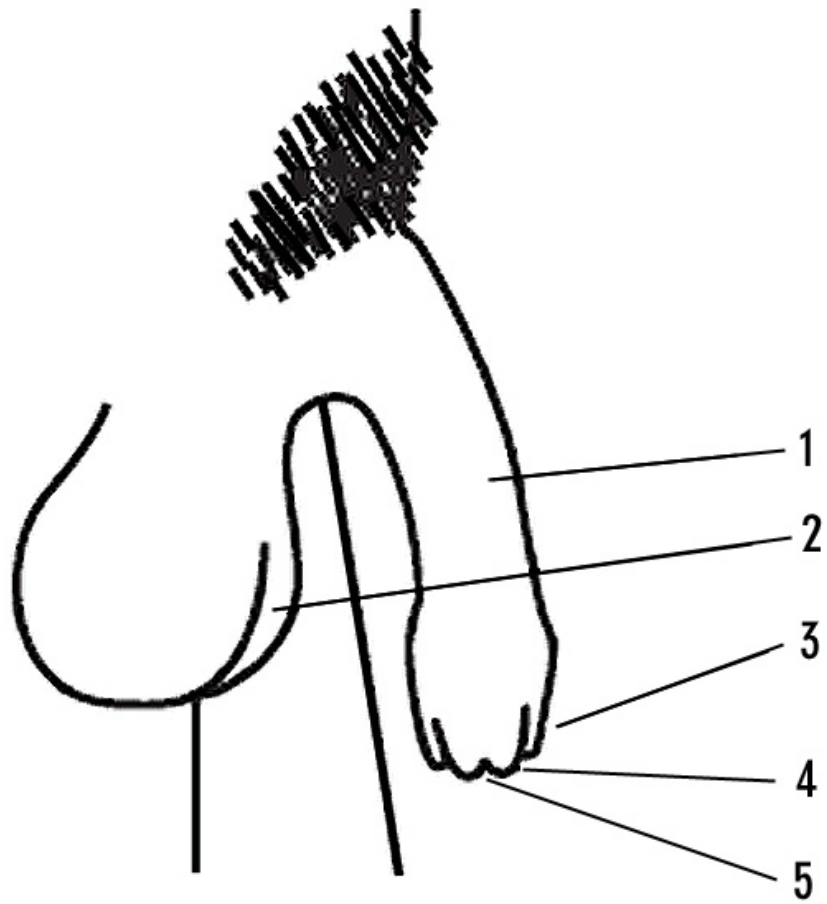
(not part of the genitals)

## Female Reproductive Organs



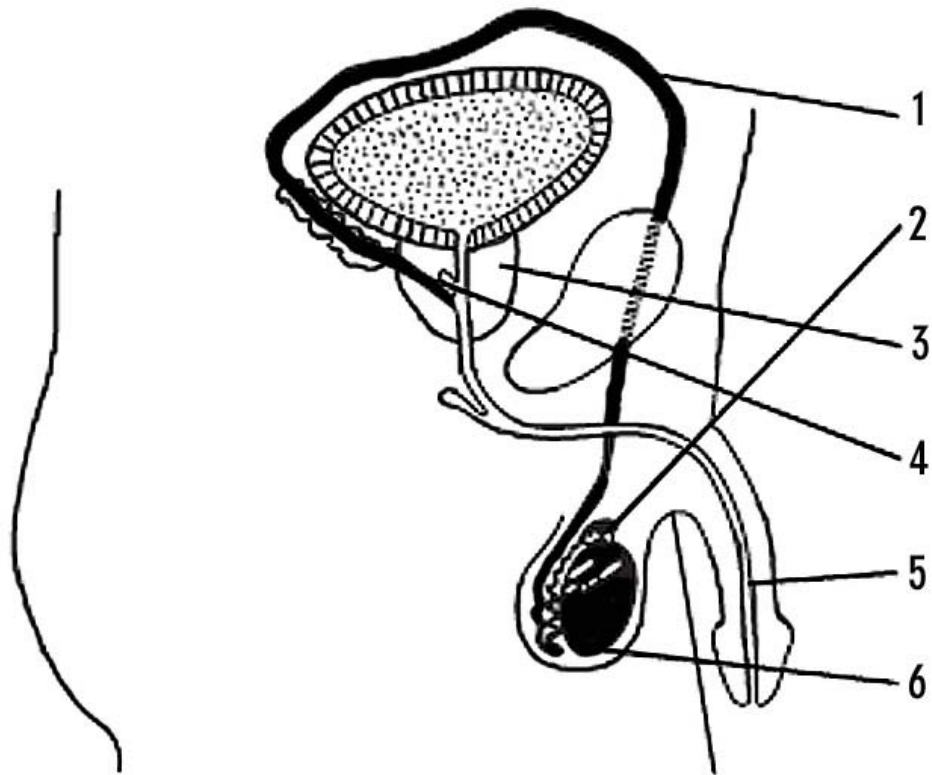
1. \_\_\_\_\_
2. \_\_\_\_\_
3. \_\_\_\_\_
4. \_\_\_\_\_
5. \_\_\_\_\_

## Male Genitals



1. \_\_\_\_\_
2. \_\_\_\_\_
3. \_\_\_\_\_
4. \_\_\_\_\_
5. \_\_\_\_\_

## Male Reproductive Organs

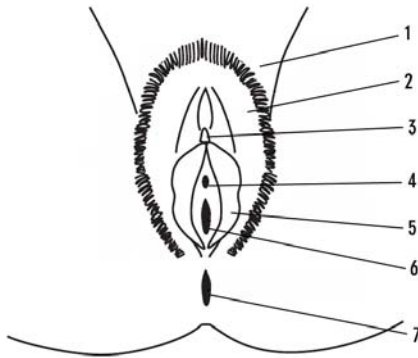


1. \_\_\_\_\_
2. \_\_\_\_\_
3. \_\_\_\_\_
4. \_\_\_\_\_
5. \_\_\_\_\_
6. \_\_\_\_\_

# Anatomy and Physiology of Reproduction

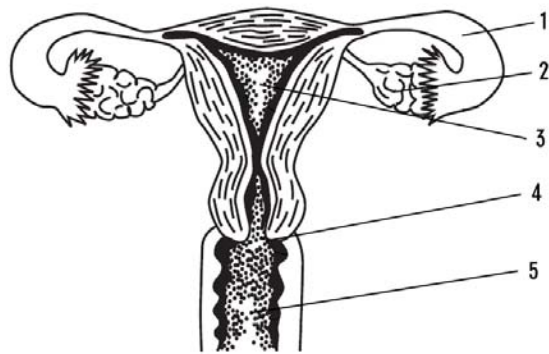
(Leader's Resource)

Female Genitals



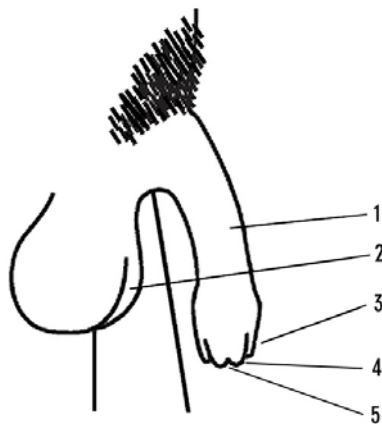
1. Vulva
2. Labia majora (outer lips)
3. Clitoris
4. Opening to the urethra
5. Labia minora (inner lips)
6. Opening to the vagina
7. Anus (not part of the genitals)

Female Reproductive Organs



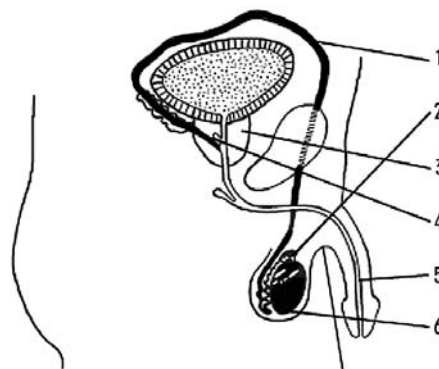
1. Fallopian Tubes
2. Ovaries
3. Uterus (womb)
4. Cervix
5. Vagina

Male Genitals



1. Penis
2. Scrotum
3. Foreskin
4. Glans
5. Opening to the urethra

Male Reproductive Organs



1. Vas deferens
2. Epididymis
3. Prostate gland
4. Seminal vesicles
5. Urethra
6. Testis